



Test Report: DDR-480D-12

480W DIN Rail Type DC-DC Converter

■ DESIGN VERIFY TEST

- Output Function Test
- Input Function Test
- Protection Function Test
- Control Function Test
- Component Stress Test

■ SAFETY&E.M.C. TEST

- Safety Test
- E.M.C. Test

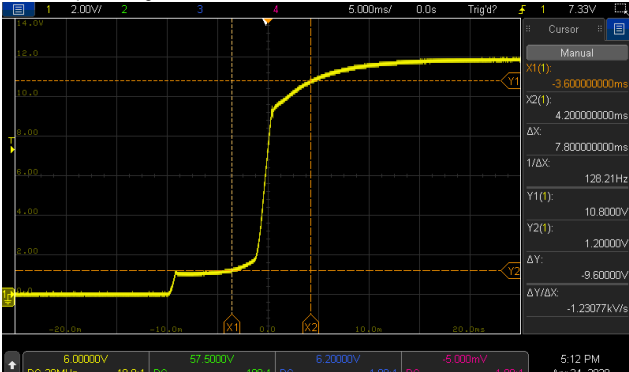


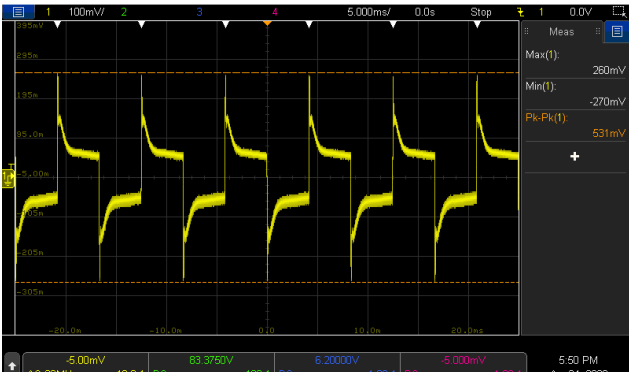
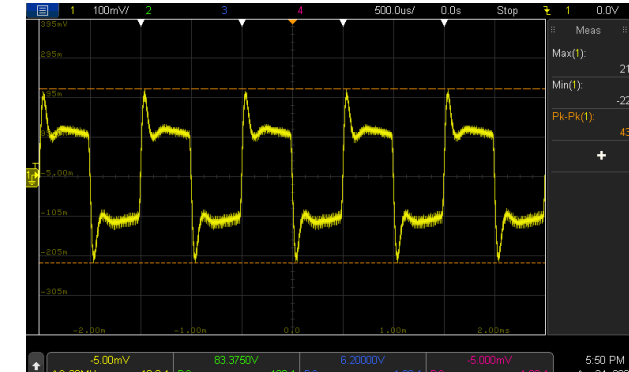
■ RELIABILITY TEST

- ENVIRONMENT TEST

DESIGN VERIFY TEST

OUTPUT FUNCTION TEST

NO	TEST ITEM	SPECIFICATION	TEST CONDITION	RESULT
1	OUTPUT VOLTAGE ADJ. RANGE	CH1: 12V~14V	I/P:NORMAL VOLTAGE O/P:MIN LOAD Ta:25°C	CH1: 11.36V~14.41V
2	OUTPUT VOLTAGE TOLERANCE(Max)	V1:-1%~1%	I/P: 67.2 VDC /154VDC O/P:FULL/ MIN. LOAD Ta:25°C	V1:-0.48%~0.49%
3	LINE REGULATION(Max)	V1: -0.5%~0.5%	I/P: 67.2 VDC /154VDC O/P:FULL LOAD Ta:25°C	V1: 0%~0.11%
4	LOAD REGULATION(Max)	V1:-1%~1%	I/P: 110VDC O/P:FULL ~MIN LOAD Ta:25°C	V1: -0.48%~0.49%
5	OVER/UNDERSHOOT TEST	<±5%	I/P: 110 VDC O/P:FULL LOAD Ta:25°C	TEST:1.69%
6	PEAK LOAD	601.2W/5s	I/P: 110 VDC O/P:601.2W Ta:25°C	TEST:OK
7	RIPPLE & NOISE (Max)	V1: 100mVp-p	I/P: 110 VDC O/P:FULL LOAD Ta:25°C	V1: 31mVp-p
<div style="display: flex; justify-content: space-around;"> <div style="width: 45%;"> <p>high frequency :</p> </div> <div style="width: 45%;"> <p>low frequency :</p> </div> </div>				
8	SET UP TIME(Max)	110VDC/500ms	I/P:110 VDC O/P:FULL LOAD Ta:25°C	82.2ms
<p>INPUT=110VDC @ FULL LOAD</p> <p>CH1 : Output Voltage CH2 : DC Input Voltage</p>				

9	RISE TIME (Max)	110VDC/ 60ms	I/P: 110VDC O/P:FULL LOAD Ta:25°C	7.8ms
<p>INPUT=110VDC @ FULL LOAD CH1 : Output Voltage</p> 				
10	HOLD UP TIME (TYP)	110VDC/ 16ms 110VDC/ 24 ms@70%LOAD	I/P: 110VDC O/P:FULL LOAD/70%LOAD Ta:25°C	110VDC/20.74ms @FULL LOAD 110VDC/29.92ms@70%LOAD
<p>INPUT=110VDC @ FULL LOAD CH1 : Output Voltage CH2 : DC Input Voltage</p>  <p>INPUT=110VDC @ 70% LOAD CH1 : Output Voltage CH2 : DC Input Voltage</p> 				
11	DYNAMIC LOAD	V1: 1200mVp-p	I/P: 110VDC O/P: (1)FULL /50% LOAD 50%DUTY/120HZ (2)FULL /50% LOAD 50%DUTY/ 1KHZ Ta:25°C	531mVp-p 438mVp-p
<p>FULL /50% LOAD 50%DUTY/120HZ</p>  <p>FULL /50% LOAD 50%DUTY/ 1KHZ</p> 				
12	TRANSIENT RECOVERY TIME	V1:1200mVp-p	I/P: 110VDC O/P:40% LOAD CHANGE 50%DUTY/120HZ	430mVp-p

INPUT FUNCTION TEST

NO	TEST ITEM	SPECIFICATION	TEST CONDITION	RESULT																																												
1	INPUT VOLTAGE RANGE	67.2VDC~154 VDC 66VDC~67.2 VDC \geq 100ms	I/P:TESTING O/P:FULL LOAD Ta:25°C	(1) 63.6V~154 V (2) TEST : OK																																												
			I/P: LOW-LINE-0.2=67V HIGH-LINE+3V=157V O/P:FULL/MIN LOAD (PLEASE CHECK DERATING CURVE) ON: 30 Sec . OFF: 30 Sec 10MIN (POWER ON/OFF NO DAMAGE)	TEST : OK																																												
2	INPUT CURRENT(TYP)	110VDC/5 A	I/P: 110VDC O/P:FULL LOAD Ta:25°C	I=3.9A/110VDC																																												
3	EFFICIENCY(TYP)	91 %	I/P:110VDC O/P:FULL LOAD Ta:25°C	92.31%																																												
<p>EFFICIENCY vs LOAD</p> <table border="1"> <caption>Efficiency vs Load Data</caption> <thead> <tr> <th>LOAD (%)</th> <th>110VDC (%)</th> <th>154VDC (%)</th> <th>86.4VDC (%)</th> </tr> </thead> <tbody> <tr><td>10%</td><td>80</td><td>75</td><td>82</td></tr> <tr><td>20%</td><td>88</td><td>83</td><td>89</td></tr> <tr><td>30%</td><td>90</td><td>87</td><td>91</td></tr> <tr><td>40%</td><td>91</td><td>89</td><td>92</td></tr> <tr><td>50%</td><td>92</td><td>90</td><td>92</td></tr> <tr><td>60%</td><td>92</td><td>91</td><td>92</td></tr> <tr><td>70%</td><td>92</td><td>91</td><td>92</td></tr> <tr><td>80%</td><td>92</td><td>91</td><td>92</td></tr> <tr><td>90%</td><td>92</td><td>91</td><td>92</td></tr> <tr><td>100%</td><td>92</td><td>91</td><td>92</td></tr> </tbody> </table>					LOAD (%)	110VDC (%)	154VDC (%)	86.4VDC (%)	10%	80	75	82	20%	88	83	89	30%	90	87	91	40%	91	89	92	50%	92	90	92	60%	92	91	92	70%	92	91	92	80%	92	91	92	90%	92	91	92	100%	92	91	92
LOAD (%)	110VDC (%)	154VDC (%)	86.4VDC (%)																																													
10%	80	75	82																																													
20%	88	83	89																																													
30%	90	87	91																																													
40%	91	89	92																																													
50%	92	90	92																																													
60%	92	91	92																																													
70%	92	91	92																																													
80%	92	91	92																																													
90%	92	91	92																																													
100%	92	91	92																																													
4	INRUSH CURRENT(TYP)	110VDC/30 A COLD START	I/P: 110VDC O/P:FULL LOAD Ta:25°C	19.8A																																												
<p>INPUT=110VDC @ FULL LOAD CH4 : Input current</p>																																																
5	INTERRUPTION OF VOLTAGE SUPPLY	COMPLY WITH S2 LEVEL (10ms)	I/P: 110VDC O/P:FULL LOAD Ta:25°C	20.76ms																																												

PROTECTION FUNCTION TEST

NO	TEST ITEM	SPECIFICATION	TEST CONDITION	RESULT
1	OVER LOAD PROTECTION	105%~ 135% RATED OUTPUT POWER PEAK LOAD:150% LOAD	I/P: 86.4VDC I/P: 110VDC I/P: 154 VDC O/P: TESTING PEAK LOAD (5S) Ta:25°C	122%/86.4 VDC 121.88%/110 VDC 122.09%/154 VDC PROTECTION TYPE : Normally works within 150% rated output power for more than 5 seconds and then constant current protection 105%~135% rated output power with auto-recovery.
2	OVER VOLTAGE PROTECTION	CH: 14.4 V~17.5 V	I/P: 67.2VDC I/P: 110VDC I/P: 154 VDC O/P: MIN LOAD Ta:25°C	15.55V/67.2VDC 15.55V/110VDC 15.55V/154 VDC PROTECTION TYPE : Shut down O/P voltage, re-power on to recover
3	OVER TEMPERATURE PROTECTION	SPEC: NO DAMAGE	I/P: 67.2/154VDC O/P: FULL LOAD Ta:25°C	O.T.P. Active PROTECTION TYPE : Shut down O/P voltage, re-power on to recover
4	SHORT PROTECTION	SHORT EVERY OUTPUT 1 HOUR NO DAMAGE	I/P: 67.2/154VDC O/P: FULL LOAD Ta:25°C	NO DAMAGE PROTECTION TYPE : Constant current limiting with auto-recovery recovers automatically after fault condition is removed
5	INPUT REVERSE	POWER OK	I/P: 67.2/154VDC O/P: FULL LOAD Ta:25°C	NO DAMAGE
6	INPUT UNDER VOLTAGE PROTECTION	110 VIN (C-TYPE) : POWER ON >=67.2V POWER OFF <=65V	I/P: TESTING O/P: FULL LOAD Ta:25°C	POWER ON >=64.2V POWER OFF <=54.41V

CONTROL FUNCTION TEST

NO	TEST ITEM	SPECIFICATION	TEST CONDITION	RESULT
1	REMOTE ON/OFF CONTROL	I/P: 110VDC O/P: FULL LOAD Ta:25°C Test Result :		
		Remote ON-OFF (TB1 PIN2,4)	Power Output Status	
		Open or 5.5~10VDC	ON 4.5V	
		Short or 0~0.8VDC	OFF 0.81V	
2	DC OK CONTACT RATINGS	30VDC/1A RESISTIVE LOAD	I/P: 110VDC O/P: FULL LOAD Ta:25°C	TEST : OK

COMPONENT STRESS TEST

NO	TEST ITEM	SPECIFICATION	TEST CONDITION	RESULT										
1	PWM Transistor (D to S) or (C to E) Peak Voltage	Q 8/Q19 Rated : 26 A/ 400 V Q12/Q17 Rated : 26 A/ 400 V	DC ON/OFF I/P: High-Line +3V =157V VDS: O/P: (1) Full Load (2) Output Short	<table border="0"> <tr> <td>Q8</td> <td>Q19</td> </tr> <tr> <td>VDS:</td> <td>VDS:</td> </tr> <tr> <td>(1) 224V</td> <td>(1) 222V</td> </tr> <tr> <td>(2) 255V</td> <td>(2) 259V</td> </tr> <tr> <td>(3) 293V</td> <td>(3) 289V</td> </tr> </table>	Q8	Q19	VDS:	VDS:	(1) 224V	(1) 222V	(2) 255V	(2) 259V	(3) 293V	(3) 289V
Q8	Q19													
VDS:	VDS:													
(1) 224V	(1) 222V													
(2) 255V	(2) 259V													
(3) 293V	(3) 289V													

			<p>(3)Dynamic Load Full Load/ Min. Load 90%Duty/1KHz (4)Dynamic Load Full Load/ Min. Load 90%Duty/3KHz (5)Dynamic Load Full Load/ Min. Load 90%Duty/5KHz (6)Dynamic Load 100% Load/ Min. Load 50%Duty/120Hz (7)0%→400% Load. Ta:25°C</p>	<p>(4) 293V (5) 275V (6) 275V (7) 315V</p> <p>Q12 VDS: (1) 220V (2) 262V (3) 278V (4) 268V (5) 248V (6) 266V (7) 299V</p>	<p>(4) 289V (5) 273V (6) 271V (7) 299V</p> <p>Q17 VDS: (1) 220V (2) 262V (3) 283V (4) 270V (5) 254V (6) 266V (7) 299V</p>
2	Clamp MOSFET (D to S) or (C to E) Peak Voltage	Q20/Q4 Rated : 26 A/ 400 V	<p>DC ON/OFF I/P:High-Line +3V =157V VDS: O/P: (1)Full Load (2)Output Short (3)Dynamic Load Full Load/ Min. Load 90%Duty/1KHz (4)Dynamic Load Full Load/ Min. Load 90%Duty/3KHz (5)Dynamic Load Full Load/ Min. Load 90%Duty/5KHz (6)Dynamic Load 100% Load/ Min. Load 50%Duty/120Hz (7)0%→400% Load. Ta:25°C</p>	<p>Q20 VDS: (1) 200V (2) 200V (3) 277V (4) 275V (5) 257V (6) 251V (7) 307V</p>	<p>Q4 VDS: (1) 198V (2) 234V (3) 266V (4) 258V (5) 242V (6) 258V (7) 313V</p>
2	Diode PeakVoltage	<p>Q101/Q105 Rated : 100 A/ 120 V Q200/Q203 Rated : 100 A/ 120 V</p>	<p>DC ON/OFF I/P:High-Line +3V =157 V VOmax: O/P: (1)Full Load (2)Output Short (3)Dynamic Load Full Load/ Min. Load 90%Duty/1KHz (4)Dynamic Load Full Load/ Min. Load 90%Duty/3KHz (5)Dynamic Load Full Load/ Min. Load 90%Duty/5KHz (6)Dynamic Load 100% Load/ Min. Load 50%Duty/120Hz (7)0%→400% Load. (8).NO LOAD VO: O/P: (1)Full Load Ta:25°C</p>	<p>Q101: VOmax: VDS: (1) 59.6V (2) 64.4V (3) 80.4V (4) 78.8V (5) 74.0V (6) 78.8V (7) 64.3V (8) 56.3V VO: (1) 57.2V Q105: VOmax: VDS: (1) 102.9V (2) 111.8V (3) 103.7V (4) 105.3V (5) 102.1V (6) 103.7V (7) 106.9V (8) 102.9V VO: (1) 105.3V</p>	<p>Q203: VOmax: VDS: (1) 82.8V (2) 95.6V (3) 99.7V (4) 86.8V (5) 86.8V (6) 102.9V (7) 98.1V (8) 94.8V VO: (1) 81.2V Q200: VOmax: VDS: (1) 49.7V (2) 53.7V (3) 72.8V (4) 75.2V (5) 68.8V (6) 74.4V (7) 53.4V (8) 43.0V VO: (1) 47V</p>

3	Input Capacitor Voltage	C20/C25 Rated: : 180 μ / 160V	I/P:High-Line +3V =157V O/P: (1)Full Load input on/off (2) Min load input on /Off (3)Full Load /Min load Change (4)Full load continue Ta:25°C	C20 (1)158. 2V (2)158. 4V (3)158. 0V (4)157. 4V	C28 (1)158. 1V (2)158. 3V (3)157. 8V (4) 157. 2V
4	Control IC Voltage Test	PWM IC U1 Rated 7.5V~ 15 V/VCC O/PU104/ U102/U203/U204Rated -0.3V~ 27 V O/PU100Rated -0.3V~ 32 V	DC ON/OFF I/P:High-Line +3V =157 V O/P(1)FULL LOAD (2) Output Short (3)O.L.P (4)O.V.P. (5)NO LOAD VRmin(LOW LINE) Ta:25°C	U1 (1) 13. 71V (2) 14. 20V (3) 13. 79V (4) 13. 39V (5) 10. 82V U102 (1) 11. 14V (2) 11. 22V (3) 11. 06V (4) 10. 98V (5) 10. 98V U204 (1) 11. 08V (2) 11. 49V (3) 11. 41V (4) 11. 08V (5) 10. 68V	U104 (1) 11. 66V (2) 11. 14V (3) 11. 22V (4) 11. 06V (5) 10. 82V U203 (1) 11. 54V (2) 11. 78V (3) 11. 54V (4) 11. 22V (5) 10. 9V U100 (1) 11. 73V (2) 11. 81V (3) 12. 05V (4) 11. 73V (5) 11. 33V

SAFETY TEST

NO	TEST ITEM	SPECIFICATION	TEST CONDITION	RESULT
1	WITHSTANDVOLTAGE	I/P-O/P:4KVDC/min I/P-FG:2.5KVDC/min O/P-FG:0.71KVDC/min	I/P-O/P: 4.4KVDC/min I/P-FG: 3KVDC/min O/P-FG:0.852KVDC/min Ta:25°C	I/P-O/P:0uA I/P-FG:0.2uA O/P-FG:0.3uA NO DAMAGE
2	ISOLATIONRESISTANCE	I/P-O/P:500VDC>100M Ω I/P-FG: 500VDC>100M Ω O/P-FG:500VDC>100M Ω	I/P-O/P: 600 VDC I/P-FG: 600VDC O/P-FG: 600VDC Ta:25°C	I/P-O/P:9999M Ω I/P-FG:9999M Ω O/P-FG:9999M Ω NO DAMAGE
3	GROUNDINGCONTINUITY	FG(PE) TO CHASSIS OR TRACE < 100 m Ω	40A / 2min Ta:25°C	3m Ω

E.M.C TEST

NO	TEST ITEM	SPECIFICATION	TEST CONDITION	RESULT
1	RADIATION	EN55032 CLASS B	I/P: 110VDC O/P:FULL LOAD Ta:25°C	PASS Test by certified Lab
2	CONDUCTION	EN55032 CLASS A	I/P:110VDC O/P:FULL LOAD Ta:25°C	PASS Test by certified Lab
3	E.S.D	EN61000-4-2 ■INDUSTRY AIR: 8KV / Contact: 6KV	I/P: 110VDC O/P:FULL LOAD Ta:25°C	<input checked="" type="checkbox"/> CRITERIA A <input type="checkbox"/> CRITERIA B
4	E.F.T	EN61000-4-4 ■INDUSTRY INPUT: 2KV	I/P:110VDC O/P:FULL LOAD Ta:25°C	<input checked="" type="checkbox"/> CRITERIA A <input type="checkbox"/> CRITERIA B

5	SURGE	IEC61000-4-5 <input checked="" type="checkbox"/> INDUSTRY L-N :1KV L,N-PE:2KV	I/P: 110VDC O/P:FULL LOAD Ta:25°C	<input checked="" type="checkbox"/> CRITERIA A <input type="checkbox"/> CRITERIA B
6	Test by certified Lab & Test Report Prepare Any contradictions of the test results, please refer to the latest EMC test report			

RELIABILITY TEST

ENVIRONMENT TEST

NO	TEST ITEM	SPECIFICATION	TEST CONDITION	RESULT																																																																																																																																												
1	TEMPERATURE RISE TEST	MODEL : DDR-480D-12 1. ROOM AMBIENT BURN-IN : 2 HRS I/P : 110 VDC O/P : FULL LOAD Ta= 27.6 °C 2. HIGH AMBIENT BURN-IN : HRS I/P : 110 VDC O/P : FULL LOAD Ta= 55.7 °C																																																																																																																																														
				<table border="1"> <thead> <tr> <th>NO</th> <th>Position</th> <th>ROOM AMBIENT Ta= 27.6 °C</th> <th>HIGH AMBIENT Ta=55.7 °C</th> </tr> </thead> <tbody> <tr><td>1</td><td>ZNR1</td><td>41.1°C</td><td>72.9°C</td></tr> <tr><td>2</td><td>LF1</td><td>43.2°C</td><td>75.3°C</td></tr> <tr><td>3</td><td>LF2</td><td>47.1°C</td><td>79.4°C</td></tr> <tr><td>4</td><td>Q6</td><td>45.4°C</td><td>77.5°C</td></tr> <tr><td>5</td><td>C29</td><td>40.3°C</td><td>71.1°C</td></tr> <tr><td>6</td><td>LF3</td><td>44.2°C</td><td>75.8°C</td></tr> <tr><td>7</td><td>U1</td><td>46.5°C</td><td>78.2°C</td></tr> <tr><td>8</td><td>T7</td><td>47.0°C</td><td>78.7°C</td></tr> <tr><td>9</td><td>TSW1</td><td>63.6°C</td><td>97.2°C</td></tr> <tr><td>10</td><td>T3</td><td>49.2°C</td><td>81.0°C</td></tr> <tr><td>11</td><td>Q4</td><td>47.5°C</td><td>79.1°C</td></tr> <tr><td>12</td><td>Q204</td><td>69.3°C</td><td>101.4°C</td></tr> <tr><td>13</td><td>T2</td><td>64.3°C</td><td>97.6°C</td></tr> <tr><td>14</td><td>L200</td><td>74.3°C</td><td>107.5°C</td></tr> <tr><td>15</td><td>R217</td><td>66.6°C</td><td>101.9°C</td></tr> <tr><td>16</td><td>Q203</td><td>67.6°C</td><td>102.9°C</td></tr> <tr><td>17</td><td>Q200</td><td>72.3°C</td><td>106.4°C</td></tr> <tr><td>18</td><td>C204</td><td>71.2°C</td><td>104.1°C</td></tr> <tr><td>19</td><td>U100</td><td>58.8°C</td><td>90.9°C</td></tr> <tr><td>20</td><td>R202</td><td>67.6°C</td><td>102.1°C</td></tr> <tr><td>21</td><td>Q13</td><td>64.0°C</td><td>95.9°C</td></tr> <tr><td>22</td><td>ZD202</td><td>66.2°C</td><td>99.0°C</td></tr> <tr><td>23</td><td>R201</td><td>71.9°C</td><td>104.6°C</td></tr> <tr><td>24</td><td>U203</td><td>74.1°C</td><td>106.5°C</td></tr> <tr><td>25</td><td>D210</td><td>68.6°C</td><td>101.7°C</td></tr> <tr><td>26</td><td>U101</td><td>64.5°C</td><td>95.7°C</td></tr> <tr><td>27</td><td>LF4</td><td>44.6°C</td><td>76.6°C</td></tr> <tr><td>28</td><td>TSW3</td><td>62.6°C</td><td>96.2°C</td></tr> <tr><td>29</td><td>T8</td><td>46.9°C</td><td>79.3°C</td></tr> <tr><td>30</td><td>Q101</td><td>67.5°C</td><td>101.9°C</td></tr> <tr><td>31</td><td>T4</td><td>50.1°C</td><td>82.3°C</td></tr> <tr><td>32</td><td>Q20</td><td>48.9°C</td><td>81.7°C</td></tr> <tr><td>33</td><td>Q8</td><td>56.8°C</td><td>89.7°C</td></tr> <tr><td>34</td><td>Q19</td><td>59.4°C</td><td>92.8°C</td></tr> </tbody> </table>	NO	Position	ROOM AMBIENT Ta= 27.6 °C	HIGH AMBIENT Ta=55.7 °C	1	ZNR1	41.1°C	72.9°C	2	LF1	43.2°C	75.3°C	3	LF2	47.1°C	79.4°C	4	Q6	45.4°C	77.5°C	5	C29	40.3°C	71.1°C	6	LF3	44.2°C	75.8°C	7	U1	46.5°C	78.2°C	8	T7	47.0°C	78.7°C	9	TSW1	63.6°C	97.2°C	10	T3	49.2°C	81.0°C	11	Q4	47.5°C	79.1°C	12	Q204	69.3°C	101.4°C	13	T2	64.3°C	97.6°C	14	L200	74.3°C	107.5°C	15	R217	66.6°C	101.9°C	16	Q203	67.6°C	102.9°C	17	Q200	72.3°C	106.4°C	18	C204	71.2°C	104.1°C	19	U100	58.8°C	90.9°C	20	R202	67.6°C	102.1°C	21	Q13	64.0°C	95.9°C	22	ZD202	66.2°C	99.0°C	23	R201	71.9°C	104.6°C	24	U203	74.1°C	106.5°C	25	D210	68.6°C	101.7°C	26	U101	64.5°C	95.7°C	27	LF4	44.6°C	76.6°C	28	TSW3	62.6°C	96.2°C	29	T8	46.9°C	79.3°C	30	Q101	67.5°C	101.9°C	31	T4	50.1°C	82.3°C	32	Q20	48.9°C	81.7°C	33	Q8	56.8°C	89.7°C	34	Q19	59.4°C	92.8°C
NO	Position	ROOM AMBIENT Ta= 27.6 °C	HIGH AMBIENT Ta=55.7 °C																																																																																																																																													
1	ZNR1	41.1°C	72.9°C																																																																																																																																													
2	LF1	43.2°C	75.3°C																																																																																																																																													
3	LF2	47.1°C	79.4°C																																																																																																																																													
4	Q6	45.4°C	77.5°C																																																																																																																																													
5	C29	40.3°C	71.1°C																																																																																																																																													
6	LF3	44.2°C	75.8°C																																																																																																																																													
7	U1	46.5°C	78.2°C																																																																																																																																													
8	T7	47.0°C	78.7°C																																																																																																																																													
9	TSW1	63.6°C	97.2°C																																																																																																																																													
10	T3	49.2°C	81.0°C																																																																																																																																													
11	Q4	47.5°C	79.1°C																																																																																																																																													
12	Q204	69.3°C	101.4°C																																																																																																																																													
13	T2	64.3°C	97.6°C																																																																																																																																													
14	L200	74.3°C	107.5°C																																																																																																																																													
15	R217	66.6°C	101.9°C																																																																																																																																													
16	Q203	67.6°C	102.9°C																																																																																																																																													
17	Q200	72.3°C	106.4°C																																																																																																																																													
18	C204	71.2°C	104.1°C																																																																																																																																													
19	U100	58.8°C	90.9°C																																																																																																																																													
20	R202	67.6°C	102.1°C																																																																																																																																													
21	Q13	64.0°C	95.9°C																																																																																																																																													
22	ZD202	66.2°C	99.0°C																																																																																																																																													
23	R201	71.9°C	104.6°C																																																																																																																																													
24	U203	74.1°C	106.5°C																																																																																																																																													
25	D210	68.6°C	101.7°C																																																																																																																																													
26	U101	64.5°C	95.7°C																																																																																																																																													
27	LF4	44.6°C	76.6°C																																																																																																																																													
28	TSW3	62.6°C	96.2°C																																																																																																																																													
29	T8	46.9°C	79.3°C																																																																																																																																													
30	Q101	67.5°C	101.9°C																																																																																																																																													
31	T4	50.1°C	82.3°C																																																																																																																																													
32	Q20	48.9°C	81.7°C																																																																																																																																													
33	Q8	56.8°C	89.7°C																																																																																																																																													
34	Q19	59.4°C	92.8°C																																																																																																																																													



		<table border="1"> <tr> <td>35</td> <td>T1</td> <td>63.5°C</td> <td>97.0°C</td> </tr> <tr> <td>36</td> <td>L101</td> <td>75.1°C</td> <td>108.6°C</td> </tr> <tr> <td>37</td> <td>Q105</td> <td>71.1°C</td> <td>105.8°C</td> </tr> <tr> <td>38</td> <td>C110</td> <td>62.3°C</td> <td>95.7°C</td> </tr> <tr> <td>39</td> <td>U102</td> <td>70.1°C</td> <td>103.2°C</td> </tr> <tr> <td>40</td> <td>Q102</td> <td>66.5°C</td> <td>99.5°C</td> </tr> </table>		35	T1	63.5°C	97.0°C	36	L101	75.1°C	108.6°C	37	Q105	71.1°C	105.8°C	38	C110	62.3°C	95.7°C	39	U102	70.1°C	103.2°C	40	Q102	66.5°C	99.5°C
35	T1	63.5°C	97.0°C																								
36	L101	75.1°C	108.6°C																								
37	Q105	71.1°C	105.8°C																								
38	C110	62.3°C	95.7°C																								
39	U102	70.1°C	103.2°C																								
40	Q102	66.5°C	99.5°C																								
2	OVER LOAD BURN-IN TEST	NO DAMAGE 1 HOUR (MIN)	I/P : 110VDC O/P : 123LOAD Ta : 25°C	TEST : OK																							
3	LOW TEMPERATURE TURN ON TEST	TURN ON AFTER 2 HOUR	I/P : 67.2VDC /154VDC O/P : 100% LOAD Ta=45°C	TEST : OK																							
4	HIGH HUMIDITY HIGH TEMPERATURE HIGH VOLTAGE TURN ON TEST	AFTER 12 HOURS IN CHAMBER ON CONTROL 55 °C /95 %R.H NO DAMAGE	I/P : 157VDC O/P : FULL LOAD Ta= 55°C HUMIDITY= 95 %R.H	TEST : OK																							
5	TEMPERATURE COEFFICIENT	± 0.03%/°C (0-55°C)	I/P : 110VDC O/P : FULL LOAD	± 0.0081%/°C (0-55°C)																							
6	STORAGE TEMPERATURE TEST	-40~85°C	1. Thermal shock Temperature : -45°C~+90°C 2. Temperature change rate : 25°C / MIN 3. Dwell time low and high temperature : 30 MIN/EACH 4. Total test cycle : 10 CYCLE 5. Input/Output condition : STATIC																								
7	THERMAL SHOCK TEST	-40~55°C	1. Thermal shock Temperature : -45°C~+60°C 2. Temperature change rate : 25°C / MIN 3. Dwell time low and high temperature : 30 MIN/EACH 4. Total test cycle : 16 CYCLE 5. Input/Output condition : 15cycle: 110 VDC / FULL LOAD AC ON 3sec/AC OFF 1sec TEST 1cycle: 110 VDC / FULL LOAD Burn In Test																								
8	VIBRATION TEST	10 ~ 500Hz, 5G 10min./1cycle, 60min. each along X, Y, Z axes	1 Carton & 1 Set (1) Waveform : Sine Wave (2) Frequency : 10~500Hz (3) Sweep Time : 10min/sweep cycle (4) Acceleration : 6G (5) Test Time : 180min in each axis (X.Y.Z) (6) Ta : 25°C																								
9	CAPACITOR LIFE CYCLE	SUPPOSE C204 IS THE MOST CRITICAL COMPONENT (1) I/P : 110VDC O/P : FULL LOAD Ta= 25 °C LIFE TIME (2) I/P : 110VDC O/P : FULL LOAD Ta= 55 °C LIFE TIME (3) I/P : 110VDC O/P : 75% LOAD Ta= 55 °C LIFE TIME (4) I/P : 110VDC O/P : 50% LOAD Ta= 55 °C LIFE TIME		(1) 489631.3HRS (2) 43881.8HRS (3) 118499HRS (4) 232167.2HRS																							
10	MTBF	Conducted by Parts Stress Analysis Prediction 750.3 K hrs min. Telcordia SR-332 (Bellcore) ; 101.7K hrs min. MIL-HDBK-217F (25°C)																									
11	Ongoing Reliability Test	I/P : 110VDC O/P : FULL LOAD TA=50°C Demonstration Mean Time Between Failure : 30,000 hours																									

TEST RESULT	TESTER	REVIEW	APPROVAL
PASS	LIUTT		Wangdz

2018.4.30 GP-A50-F010